







Tailor made
innovative
designs...



Profiles for Retail tambours

	Ref	Description	Width (mm)	Finish	Application
	SE16	Co-extruded, flat front, side opening tambour slat	2 x 30	Light grey, Dark grey, Black, White, Silver, Beech, Maple, Oak	Shop fitting
	E11	Co-extruded, flat, front, vertical tambour profile	20	Light grey, Dark grey, Black, White, Silver, Beech, Maple, Oak	Shop fitting
	E23	Co-extruded, flat front, vertical tambour slat	3 x 15	Silver, White, Translucent	Shop fitting
	Alu	Single slat, solid aluminium shutter profile	20	Anodised aluminium AA10 or painted	Shop fitting
	Steel	Single slat polymer coated steel shutter	25	Light Grey	Shop fitting
	Wood	Continuous veneered wood shutter	15	Wood veneer	Shop fitting